THREE VILLAGE CENTRAL SCHOOL DISTRICT
SETAUKET, NEW YORK

BOARD OF EDUCATION AGENDA MATERIALS

DATE OF BOARD MEETING: SEPTEMBER 25, 2013 ATE OF MATERIALS SUBMITTED: 09/20/13

OFFICE OF ORIGIN: EDUCATIONAL SERVICES CATEGORY OF ITEM: REPORT

TITLE: 2012-13 GRADES 3-8 STATE ASSESSMENTS AND REGENTS RESULTS

STAFF RECOMMENDATIONS:
Accept the report.

BACKGROUND RATIONALE:
This report summarizes the results of the grades 3 – 8 English Language Arts (ELA) and Math New York State Education Department assessments taken in April 2013 and the June 2013 Regents exams.

NOT AN OFFICIAL RECORD; SUBJECT TO CHANGE

Three Village
Central School District



2012-13 Assessment and Regents Results

Prepared by the Office of the
Assistant Superintendent for Educational Services

About This District
Compare 2011-2012 to 2012-2013

Categories	2011-12	2012-13
Enrollment	7,293	7,174
Teachers (PT & FT)	570	539
Other Professionals	98	114
Paraprofessionals/TAs	163	141
Per Pupil EXpenditure	$15,887	$15,887
Poverty Rate	5.9%	6%

K-12 District Enrollment

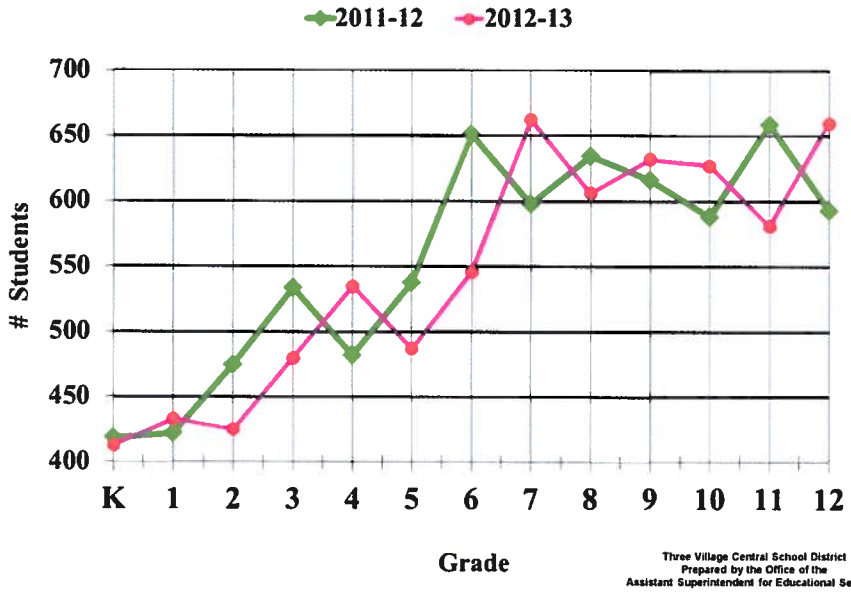

Three Village Central School District
Prepared by the Office of the
Assistant Superintendent for Educational Services

2012-13 District ELA Performance (% in Each Level: 1 through 4)

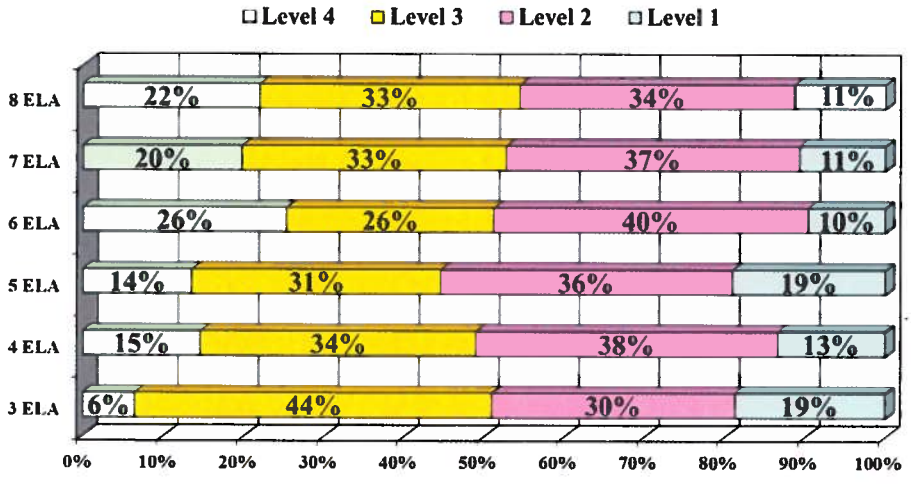

Three Village Central School District
Prepared by the Office of the
Assistant Superintendent for Educational Services

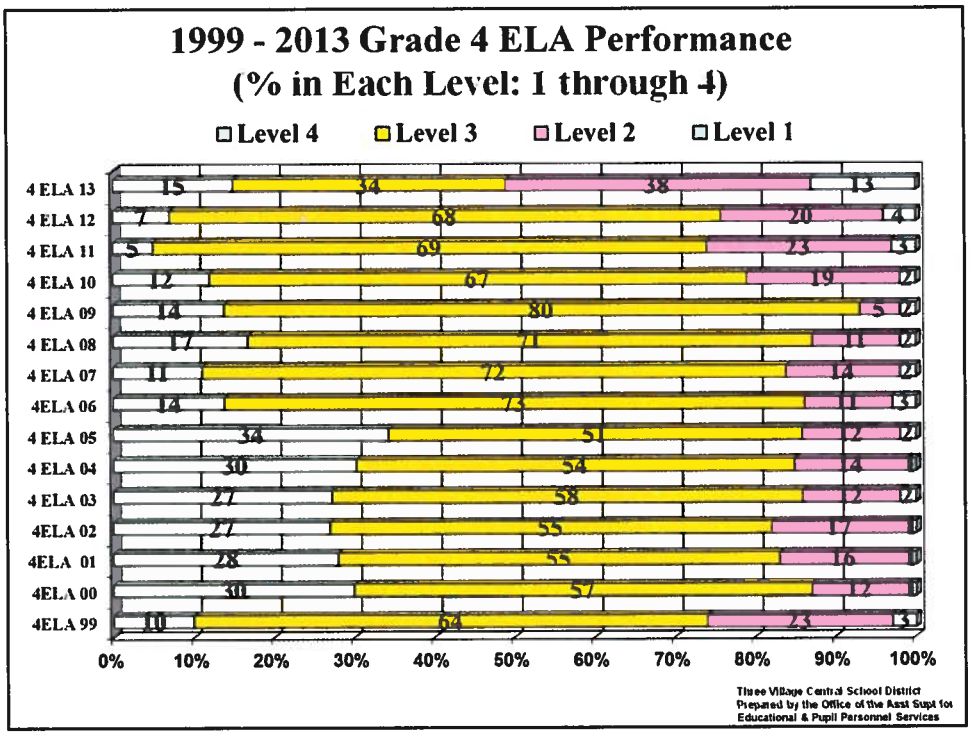
1999 - 2013 Grade 4 ELA Performance
(% in Each Level: 1 through 4)
Level 4
Level 3
Level 2
Level 1
4 ELA 13 15 34 38 13
4 ELA 12 7 68 20 4
4 ELA 11 5 69 23 3
4 ELA 10 12 67 19 2
4 ELA 09 14 80 5 2
4 ELA 08 17 71 11 2
4 ELA 07 11 72 14 2
4ELA 06 14 73 11 3
4 ELA 05 34 51 12 2
4 ELA 04 30 54 14
4 ELA 03 27 58 12 2
4ELA 02 27 55 17
4ELA 01 28 55 16
4ELA 00 30 57 12
4ELA 99 10 64 23 3
0% 10% 20% 30% 40% 50% 60% 70% 80% 90% 100%
Three Village Central School District
Prepared by the Office of the Asst Supt for
Educational & Pupil Personnel Services

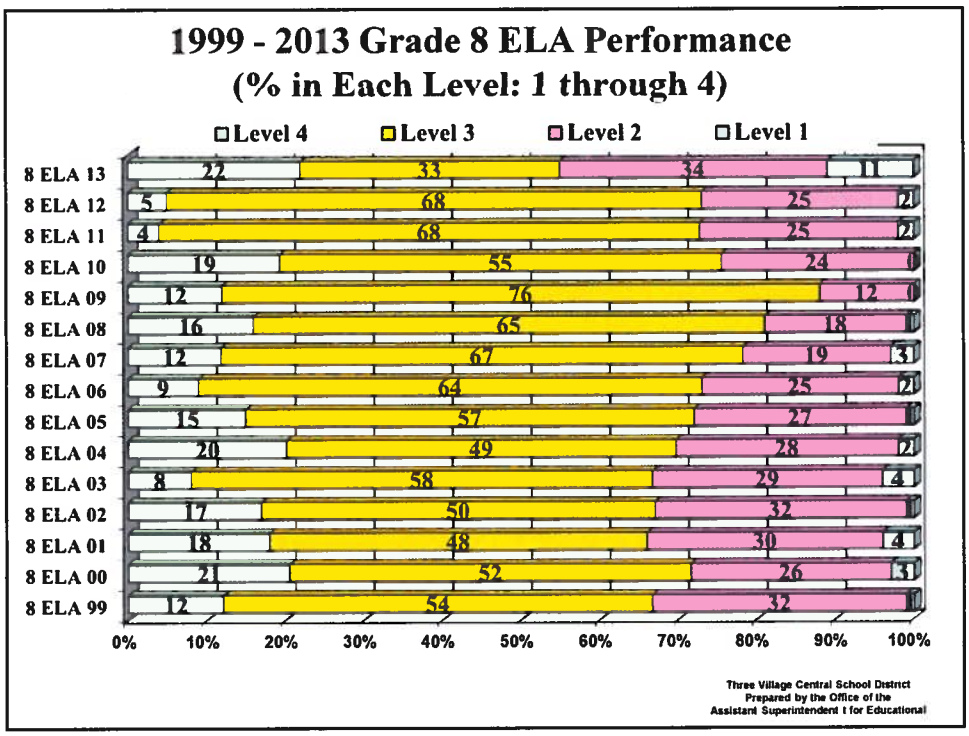
1999 - 2013 Grade 8 ELA Performance
(% in Each Level: 1 through 4)
Level 4
Level 3
Level 2
Level 1
8 ELA 13 22 33 34 11
8 ELA 12 5 68 25 2
8 ELA 11 4 68 25 2
8 ELA 10 19 55 24
8 ELA 09 12 76 12
8 ELA 08 16 65 18
8 ELA 07 12 67 19 3
8 ELA 06 9 64 25 2
8 ELA 05 15 57 27
8 ELA 04 20 49 28 2
8 ELA 03 8 58 29 4
8 ELA 02 17 50 32
8 ELA 01 18 48 30 4
8 ELA 00 21 52 26 3
8 ELA 99 12 54 32
0% 10% 20% 30% 40% 50% 60% 70% 80% 90% 100%
Three Village Central School District
Prepared by the Office of the
Assistant Superintendent f for Educational

2012-13 District Math Performance
(% in Each Level: 1 through 4)

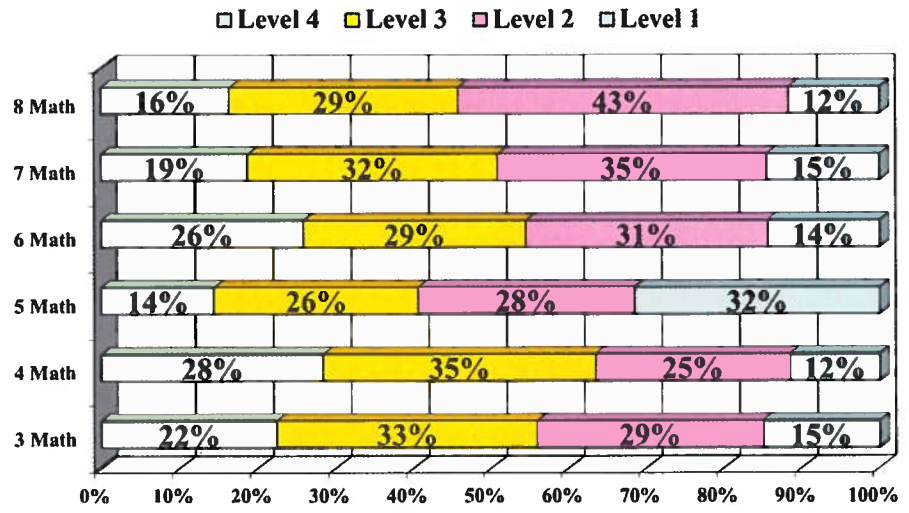

Three Village Central School District
Prepared by the Office of the
Assistant Superintendent for Educational Services

1999 – 2013 Grade 4 Math Performance
(% in Each Level: 1 through 4)

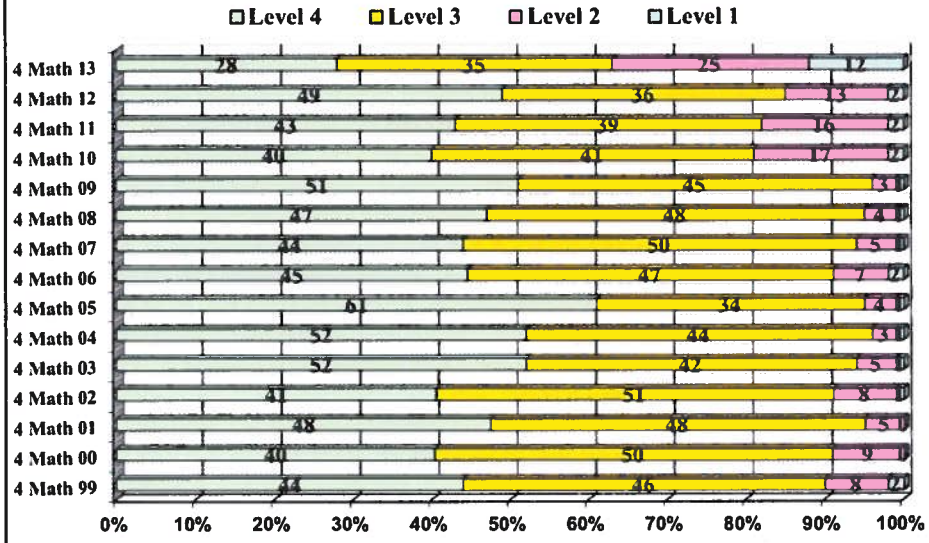

Three Village Central School District
Prepared by the Office of the
Assistant Superintendent for Educational

1999 – 2013 Grade 8 Math Performance
(% Passing: Scoring Levels 3 & 4)

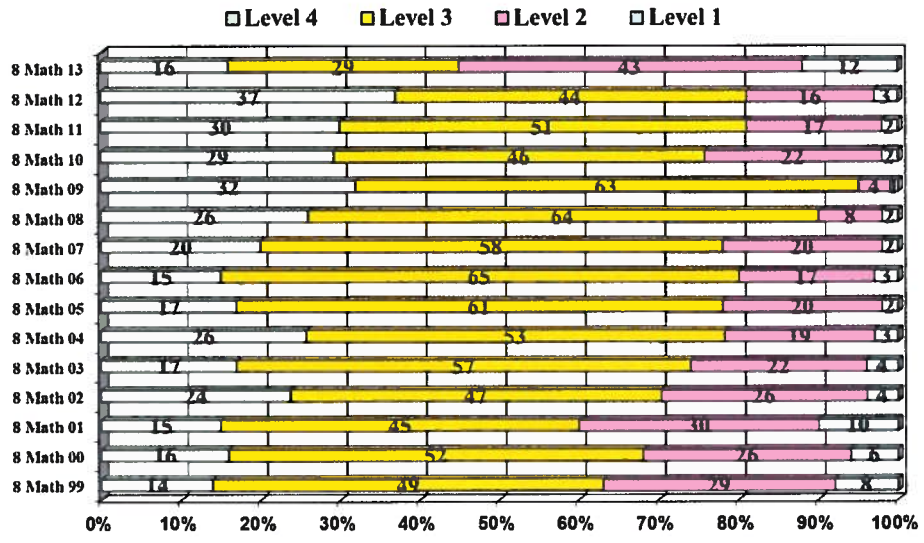

Three Village Central School District
Prepared by the Office of the
Assistant Superintendent for Educational Services

Regents Results
English & Social Studies

Regents	Results	2011-12	2012-13
Comprehensive English	Passing	93%	97%
	Mastery	58%	60%
Global History & Geography	Passing	95%	95%
	Mastery	68%	67%
U.S. History & Government	Passing	99%	99%
	Mastery	81%	87%

Regents Results
Math

Regents	Results	2011-12	2012-13
Integrated Algebra	Passing	54%	73%
	Mastery	12%	6%
Geometry	Passing	96%	98%
	Mastery	49%	55%
Algebra 2 Trigonometry	Passing	31%	93%
	Mastery	6%	49%

Regents Results
Science

Regents	Results	2011-12	2012-13
Earth Science	Passing	74%	71%
	Mastery	0%	6%
Living Environment	Passing	98%	93%
	Mastery	62%	43%
Chemistry	Passing	96%	95%
	Mastery	38%	42%
Physics	Passing	85%	87%
	Mastery	46%	47%

AP Scholars 1995-2013

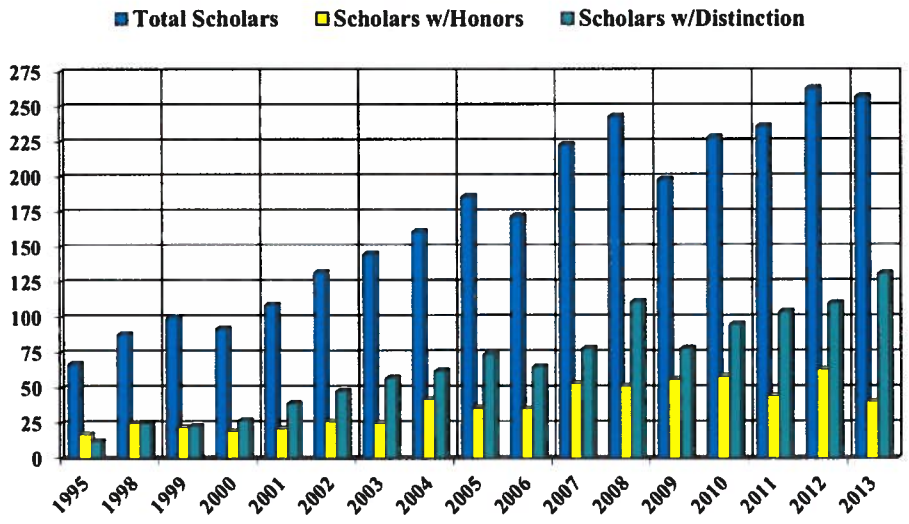

Three Village Central School District
Prepared by the Office of the
Assistant Superintendent for Educational Services

About The Class of 2013

	2011-12	2012-13
Enrollment	601	679
Graduates	597 (99%)	672 (99%)
Regents Diploma	29% (95%)	29% (94%)
Regents Diploma with Honors	2%	2%
Advanced Regents Diploma	28% (64%)	27% (63%)
Advanced Regents Diploma with Honors	36%	36%
Post-Graduate College Acceptance	97%	94%
-Attending 4 year colleges	72%	61%
-Attending 2 year colleges	25%	32%

Distribution of 2013 Graduates

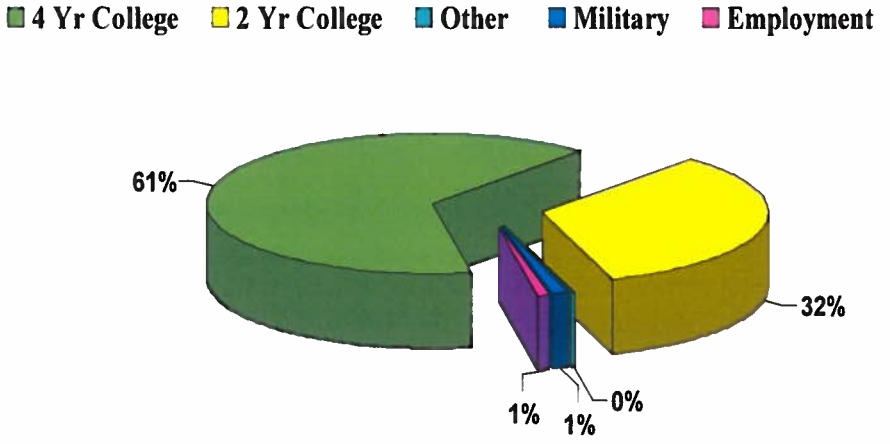

Three Village Central School District
Prepared by the Office of the
Assistant Superintendent for Educational Services

% of Students Going To College
1991 - 2013

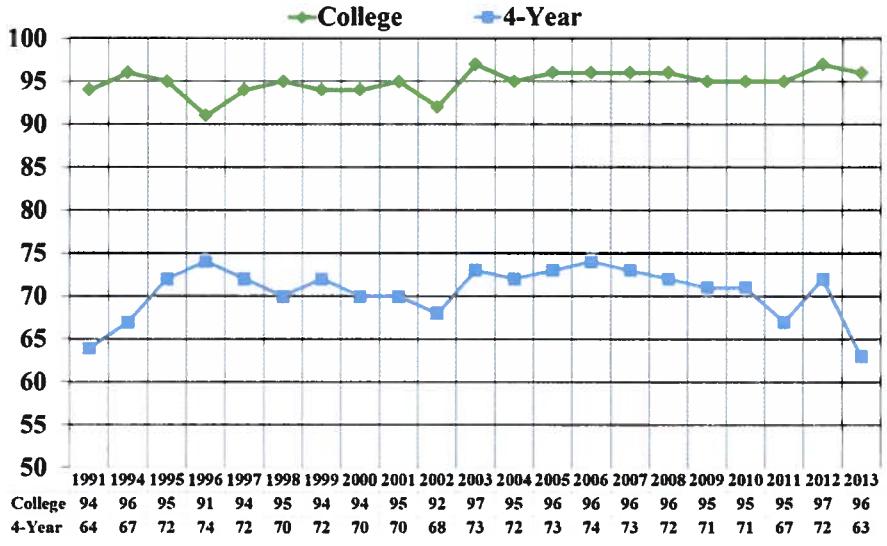

	1991	1994	1995	1996	1997	1998	1999	2000	2001	2002	2003	2004	2005	2006	2007	2008	2009	2010	2011	2012	2013
College	94	96	95	91	94	95	94	94	95	92	97	95	96	96	96	96	95	95	95	97	96
4-Year	64	67	72	74	72	70	72	70	70	68	73	72	73	74	73	72	71	71	67	72	63

Three Village Central School District
Prepared by the Office of the
Assistant Superintendent for Educational Services

Mean SAT Scores
Mathematics 1993 - 2013

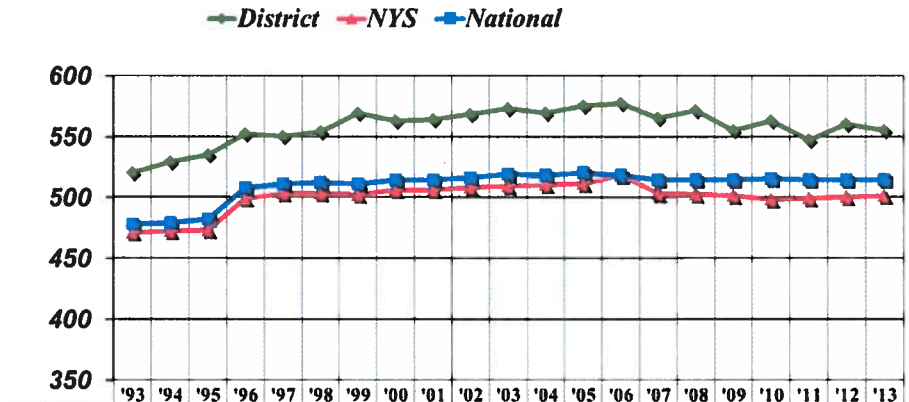

	'93	'94	'95	'96	'97	'98	'99	'00	'01	'02	'03	'04	'05	'06	'07	'08	'09	'10	'11	'12	'13
District	520	529	535	552	550	554	569	563	564	568	573	569	575	577	565	571	555	563	547	560	555
NYS	471	472	473	499	503	503	502	506	506	508	509	510	511	518	503	502	501	498	499	500	501
National	478	479	482	508	511	512	511	514	514	516	519	518	520	518	514	514	514	515	514	514	514

Mean SAT Scores
Critical Reading 1993 – 2013

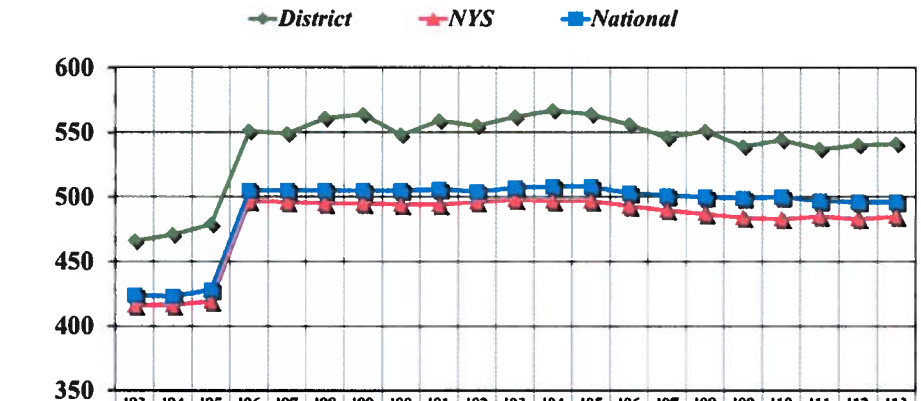

	'93	'94	'95	'96	'97	'98	'99	'00	'01	'02	'03	'04	'05	'06	'07	'08	'09	'10	'11	'12	'13
District	466	471	479	551	549	561	564	548	559	555	562	567	564	556	546	551	539	544	537	540	541
NYS	416	416	419	497	496	495	495	494	494	496	498	497	497	493	490	487	484	483	485	483	485
National	424	423	428	505	505	505	505	505	506	504	507	508	508	503	501	500	499	500	497	496	496

Cohort Data Tracking

Cohort	Subject	3rd	4th	5th	6th	7th	8th	9th	10th	11th	12th
2014	ELA	n/a	86%	89%	90%	97%	75%	X	X	97%	X
	Math	n/a	91%	90%	95%	97%	75%	93%	96%	93%	X
	Science	X	99%	X	X	X	92%	61%	98%	87%	
	Social Studies	X	X	X	X	X	X	X	95%	99%	X

2011-13 Grades 3 - 6 ELA
(%Passing: Scoring Levels 3 & 4)

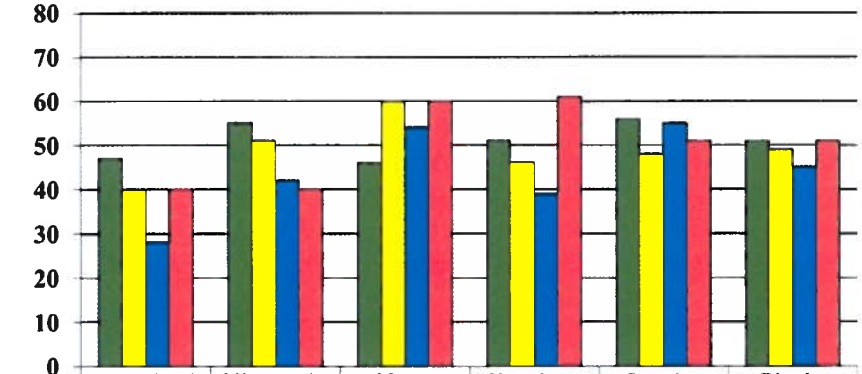

	Arrowhead	Minnesauke	Mount	Nassakeag	Setauket	District
3ELA	47	55	46	51	56	51
4ELA	40	51	60	46	48	49
5ELA	28	42	54	39	55	45
6ELA	40	40	60	61	51	51

Three Village Central School District
Prepared by the Office of the
Assistant Superintendent for Educational Services

2012-13 Grades 3 - 6 Math
(%Passing: Scoring Levels 3 & 4)

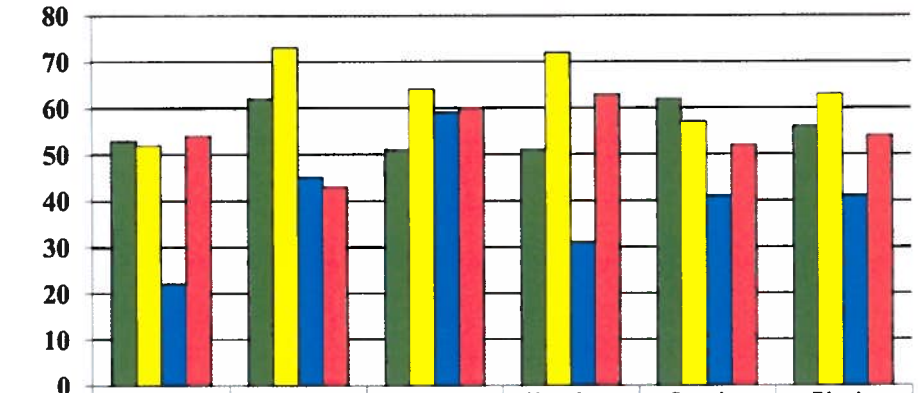

	Arrowhead	Minnesauke	Mount	Nassakeag	Setauket	District
3 Math	53	62	51	51	62	56
4 Math	52	73	64	72	57	63
5 Math	22	45	59	31	41	41
6 Math	54	43	60	63	52	54

Three Village Central School District
Prepared by the Office of the
Assistant Superintendent for Educational Services

1999 - 2013 Grade 8 ELA
(Total Population % Passing: Scoring Levels 3 & 4)

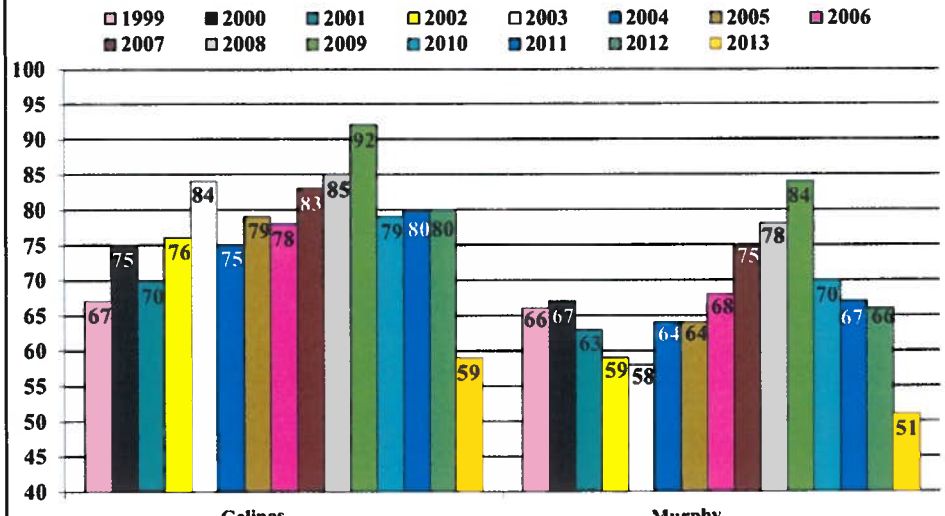

Three Village Central School District
Prepared by the Office of the
Assistant Superintendent for Educational Services

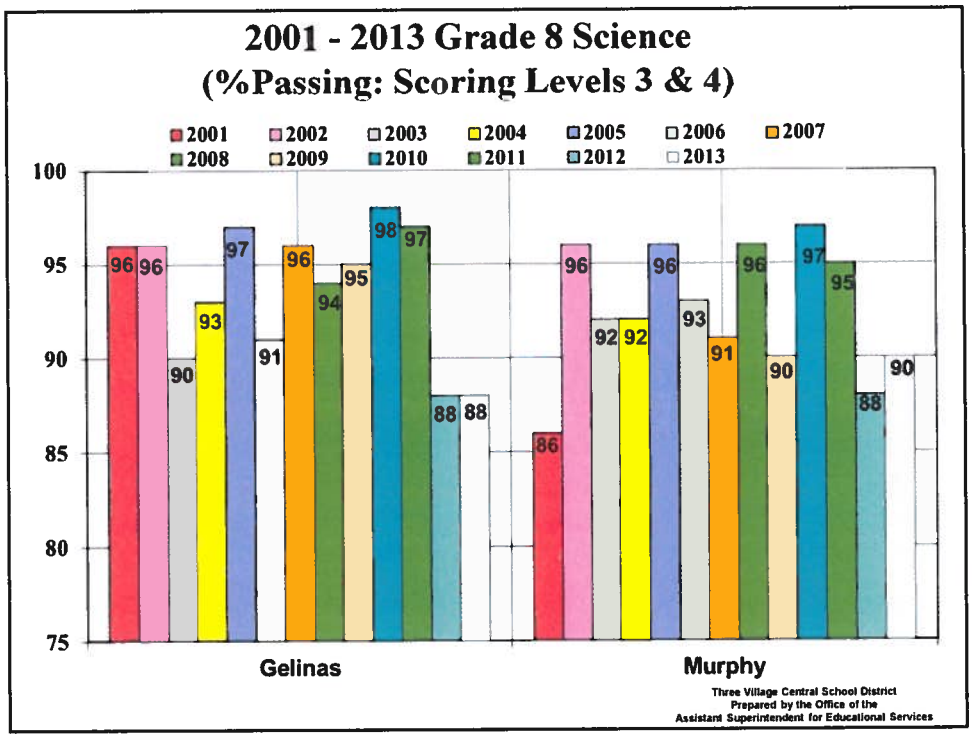
2001 - 2013 Grade 8 Science
(%Passing: Scoring Levels 3 & 4)
2001
2002
2003
2004
2005
2006
2007
2008
2009
2010
2011
2012
2013
100
95
90
85
80
75
96 96 90 93 97 91 96 94 95 98 97 88 88
86 96 92 92 96 93 91 96 90 97 95 88 90
Gelinas
Murphy
Three Village Central School District
Prepared by the Office of the
Assistant Superintendent for Educational Services